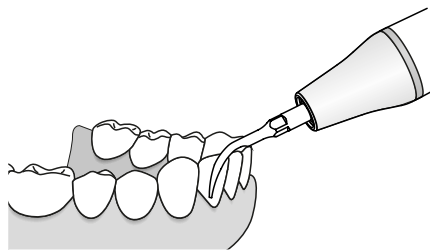
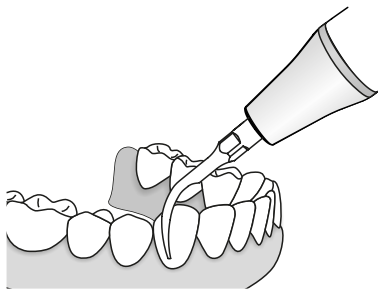
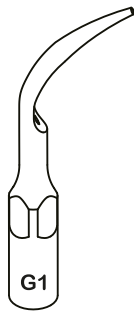
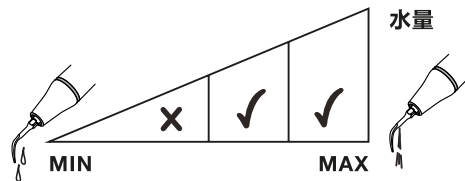
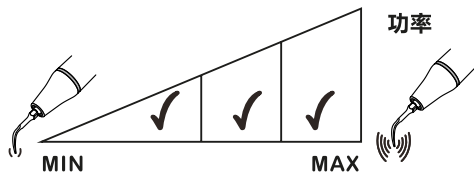


G1 (GD1/GS1)

全方位去除龈上结石

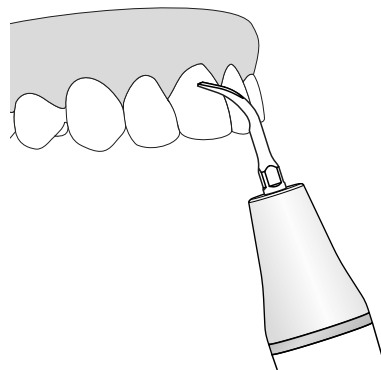
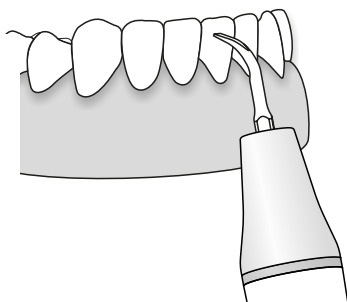
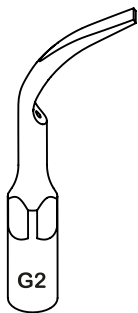


模式: G

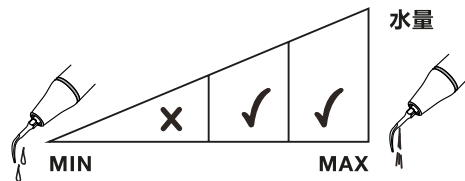
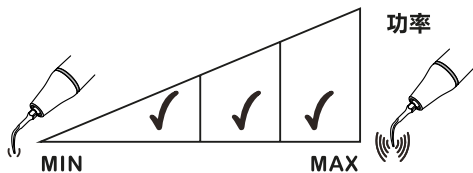


G2(GD2/GS2)

去除龈上大块的结石
使用扁平的工作尖尖部去除龈上大块结石和牙斑

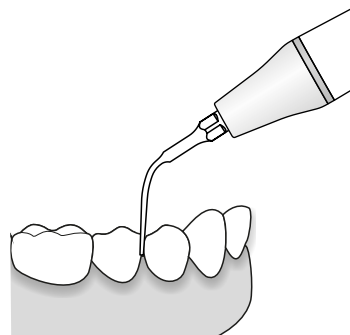
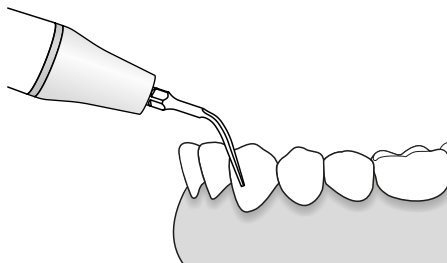
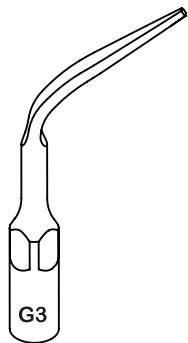


模式: G

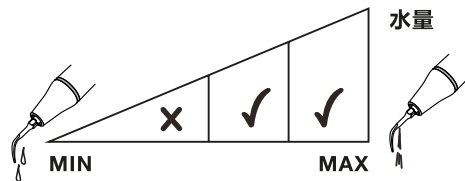
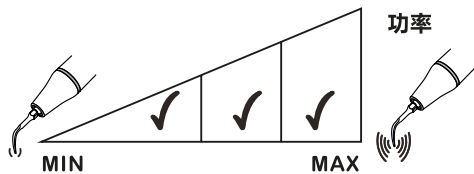


G3(GD3/GS3)

全方位去除龈上结石，包括相邻牙间的缝隙区域

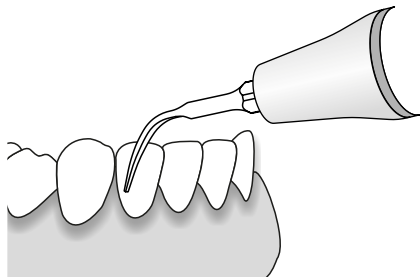
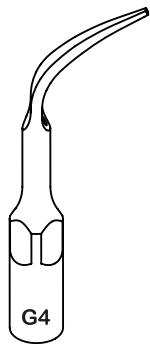


模式: G

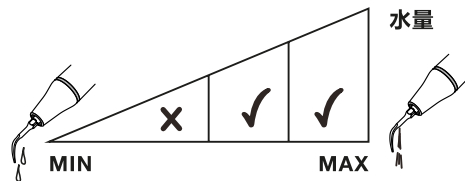
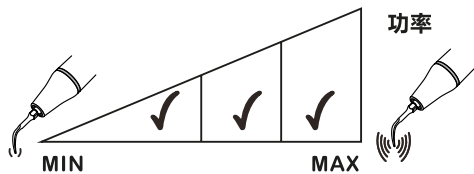


G4(GD4/GS4)

全方位去除龈上结石,包括临牙间隙的洁治

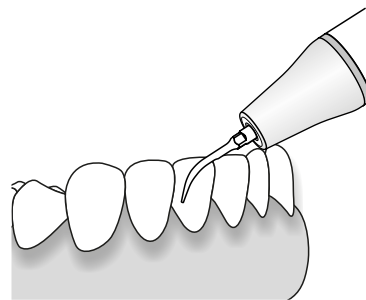
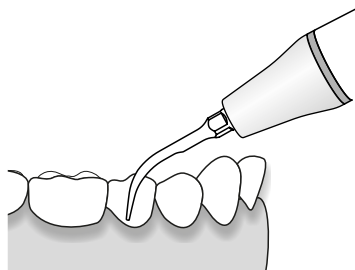
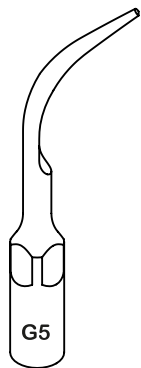


模式: G

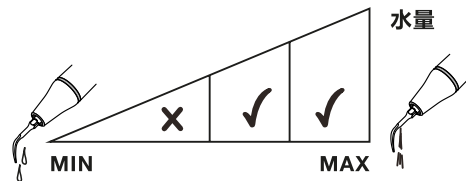
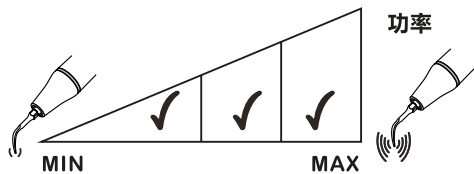


G5(GD5/GS5)

全方位去除龈上结石

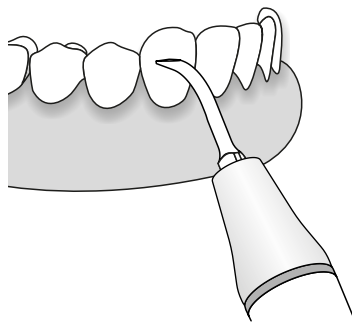
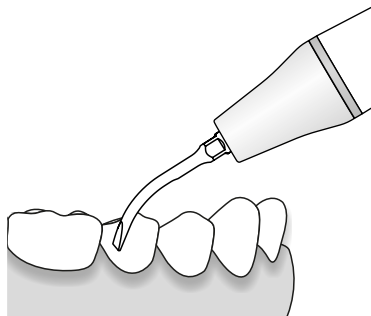
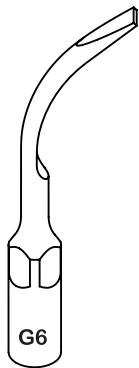


模式: G

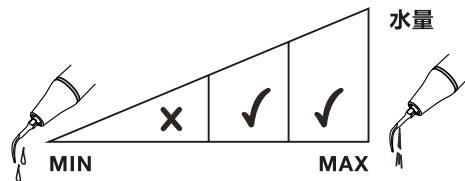
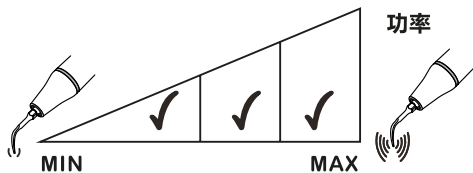


G6(GD6/GS6)

用于去除龈上大块的结石
使用扁平的工作尖尖部去除大块结石和牙斑

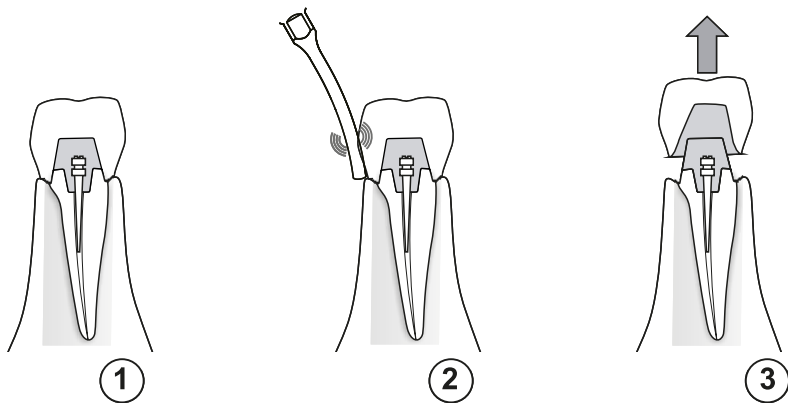
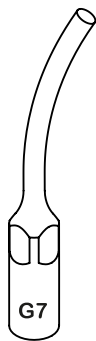


模式: G

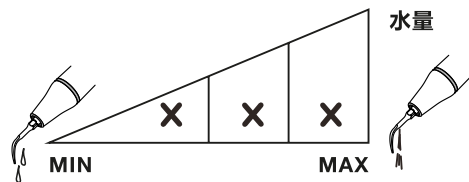
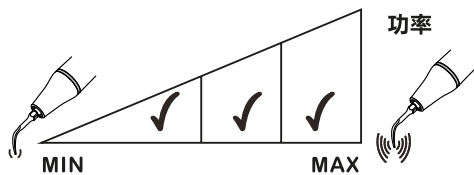


G7(GD7/GS7)

用于去牙冠。将工作尖置于牙冠表面，然后启动洁牙机进行工作，增大工作尖对牙冠表面的压力直至听不到工作尖振动碰撞的声音并保持几秒钟

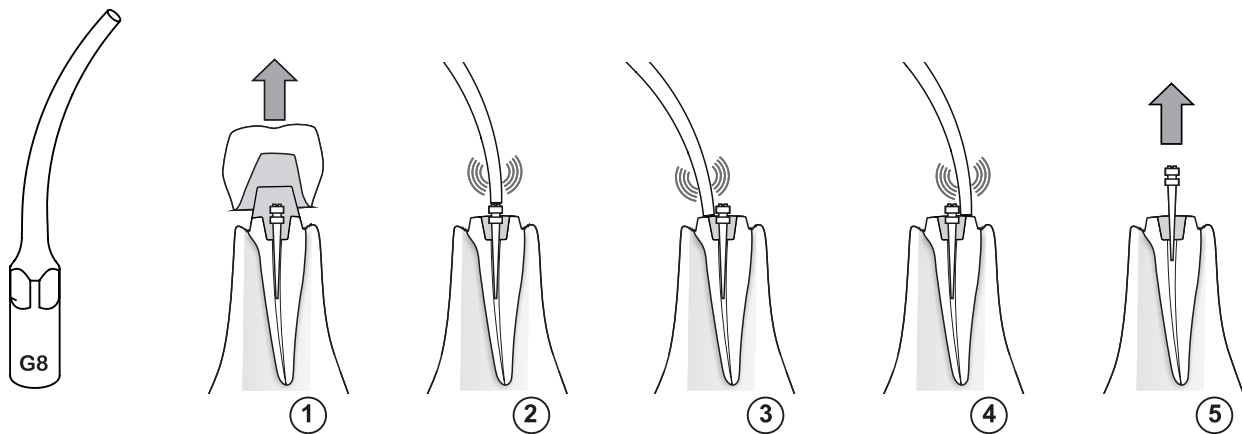


模式: G

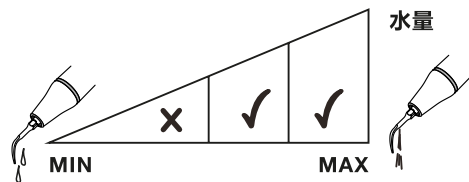
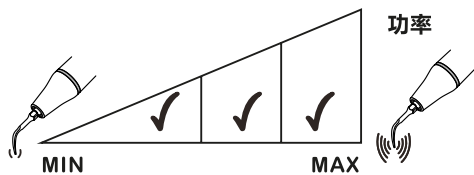


G8(GD8/GS8)

用于去牙桩。对难移除的牙齿修复体进行超声高效移除

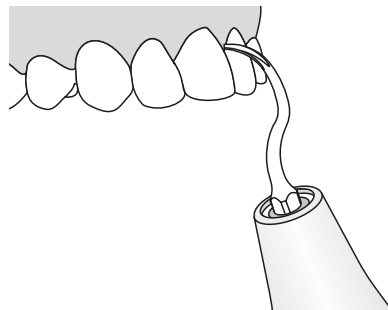
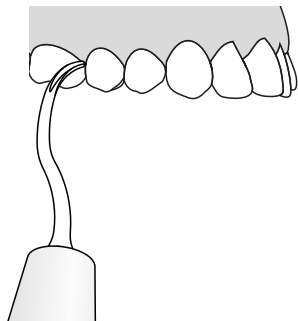


模式: G

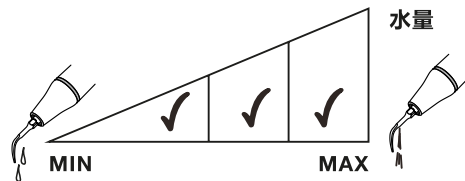
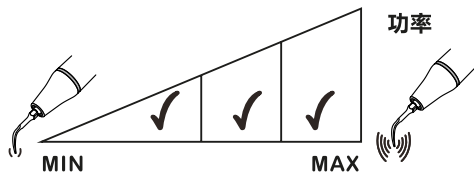


G9(GD9/GS9)

去除龈上、牙间和牙颈部的结石

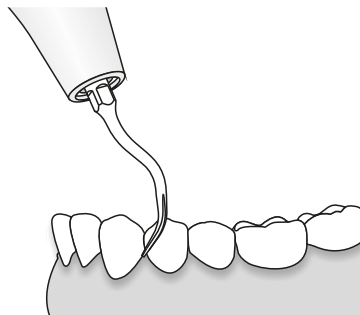
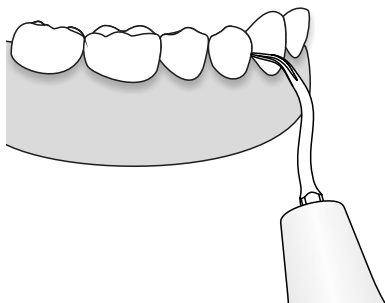


模式: G

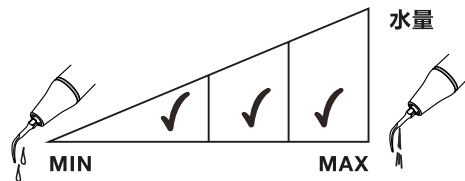
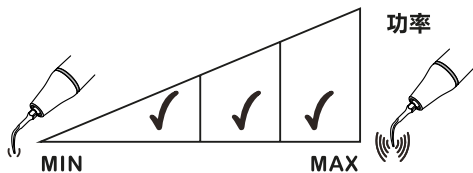


G10(GD10/GS10)

全方位去除龈上结石，包括相邻牙间的缝隙区域

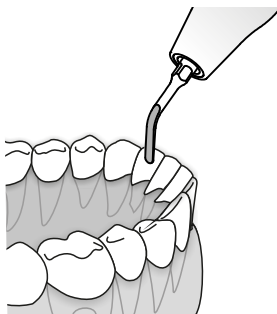
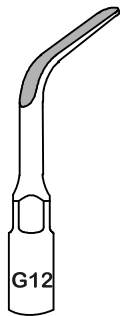


模式: G

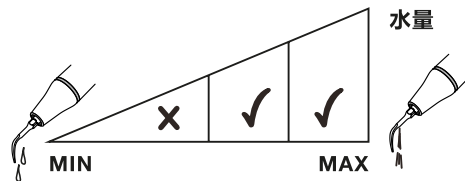
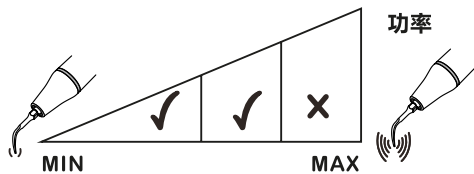


G12(GD12/GS12)

高效去除舌侧面的龈上结石

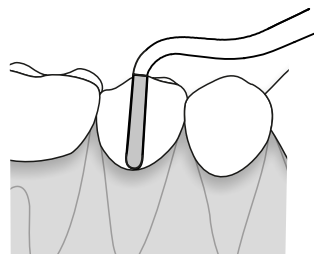
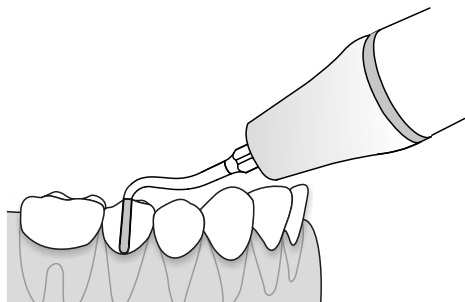



模式: G

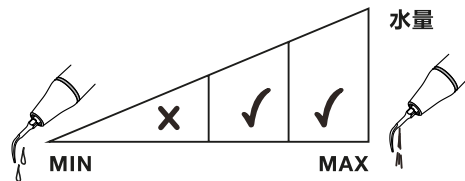
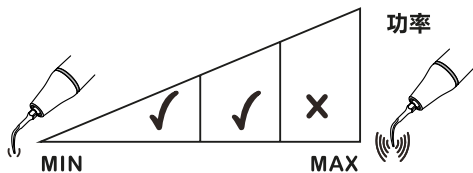


G20(GD20/GS20)

工作尖头部有金刚砂(50um粗砂),用于牙本质磨除, 在车针完成“龈上肩台”制备后用于“龈下肩台”制备

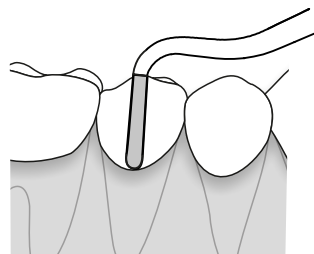
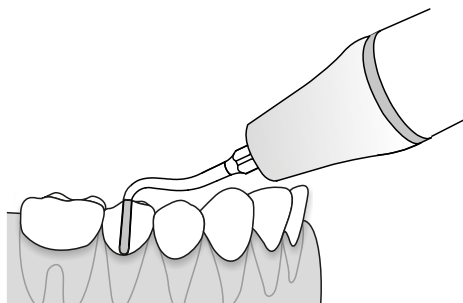
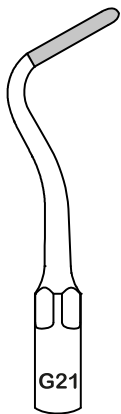


模式: G

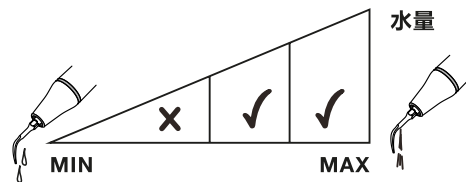
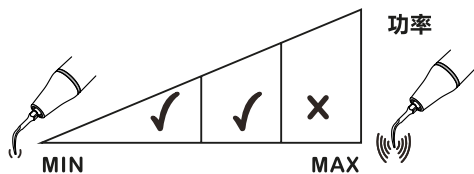


G21(GD21/GS21)

工作尖头部有金刚砂(120um细砂),用于牙本质磨除, 主要用于对已制备的龈上、龈下肩台的精修抛光

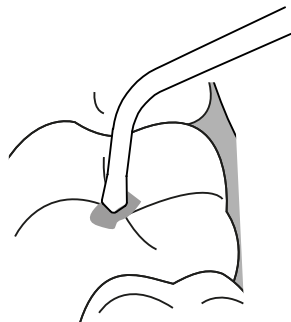
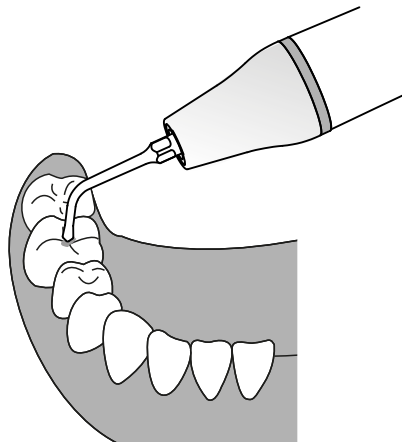
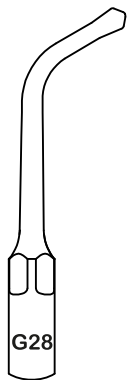


模式: G

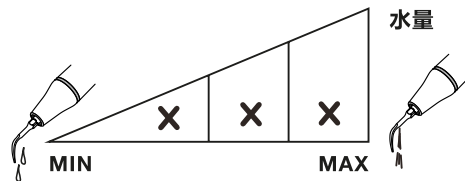
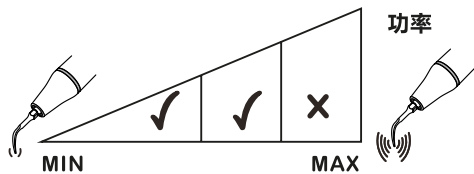


G28(GD28/GS28)

用于银汞充填

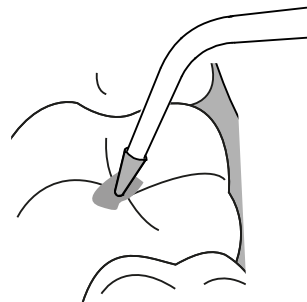
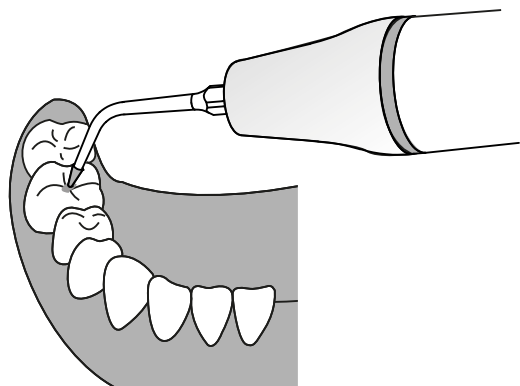
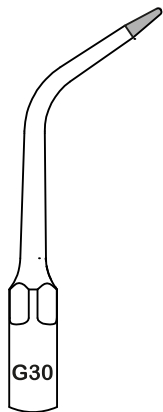


模式: G

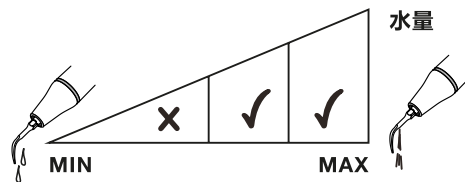
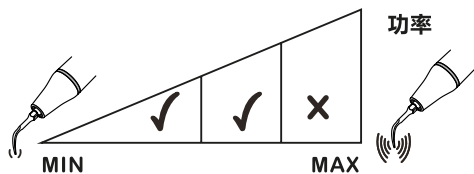


G30(GD30/GS30)

工作尖头部有金刚砂(90um),用于牙齿窝沟间隙的制备

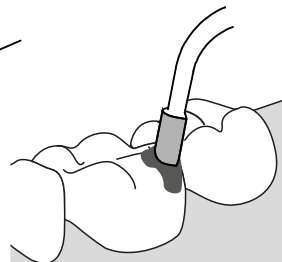
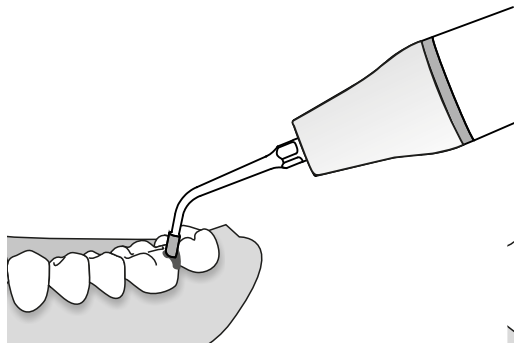
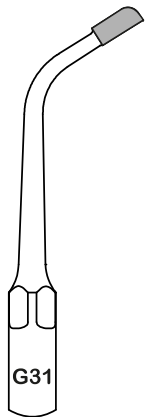


模式: G

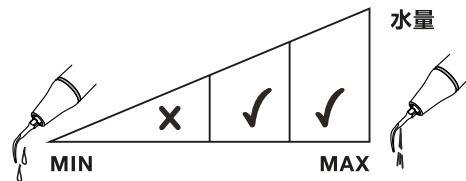
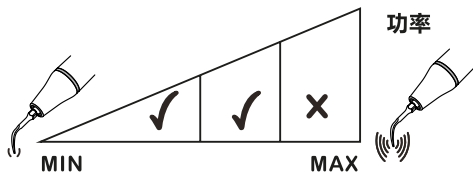


G31(GD31/GS31)

工作尖头部有金刚砂(90um),用于近中窝洞的制备

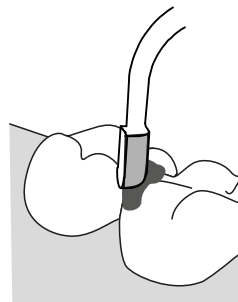
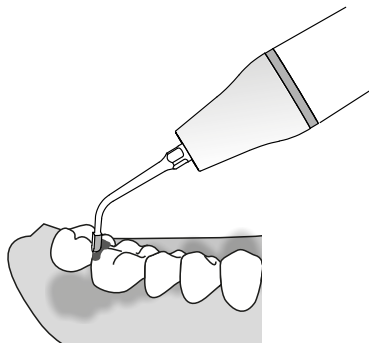



模式: G

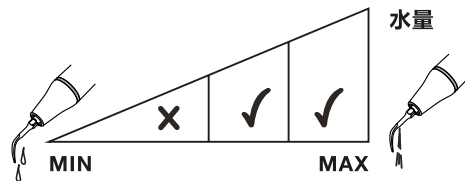
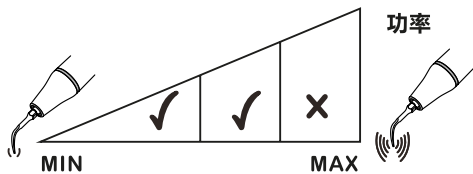


G32(GD32/GS32)

工作尖头部有金刚砂(90um),用于远中窝洞的制备

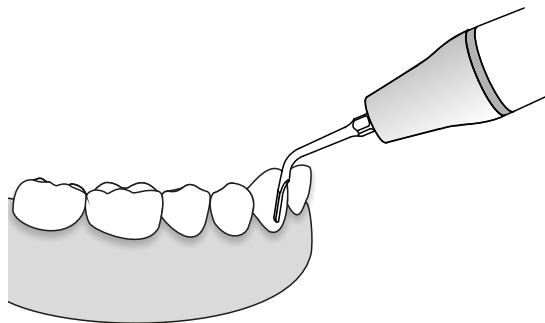
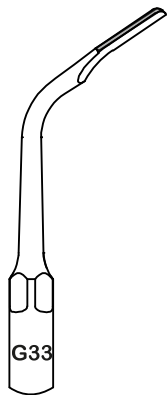


模式: G

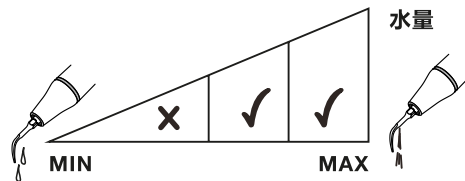
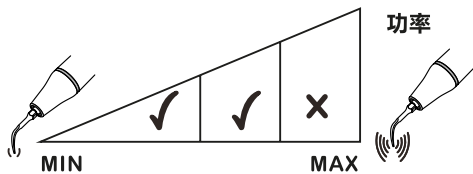


G33(GD33/GS33)

工作尖头部有金刚砂(90um),用于牙齿贴面的制备

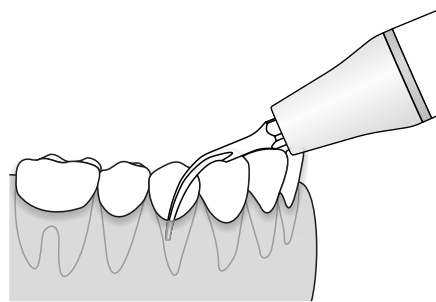
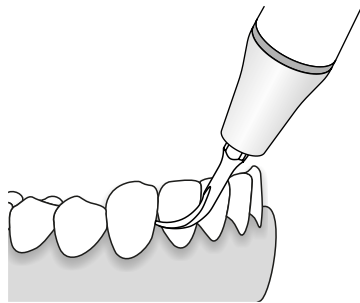
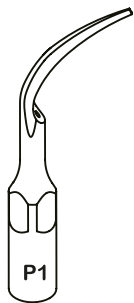


模式: G

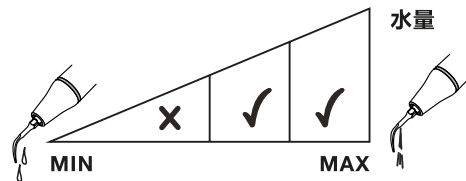
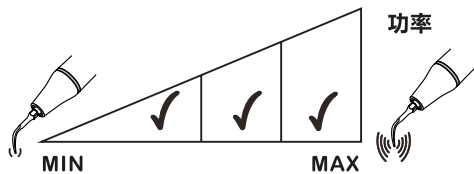


P1 (PD1/PS1)

针尖细薄，用于去除浅层牙周袋结石，并对牙周进行冲洗

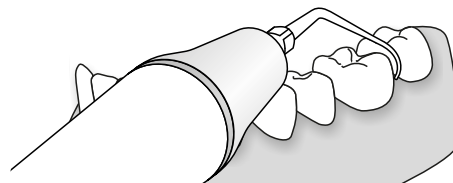
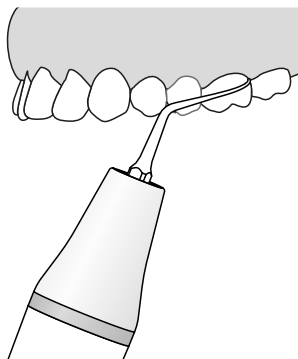
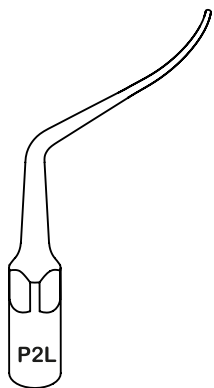


模式: P

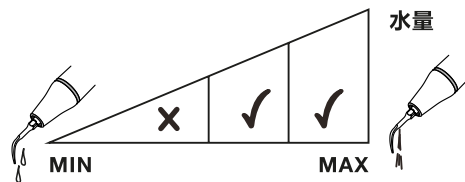
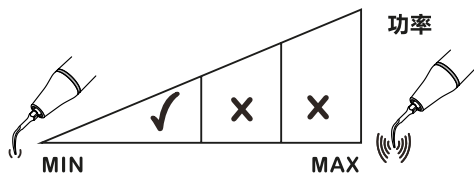


P2L(PD2L/PS2L)

针尖向左，用于牙齿分叉处以及相邻牙间狭窄缝隙的洁治

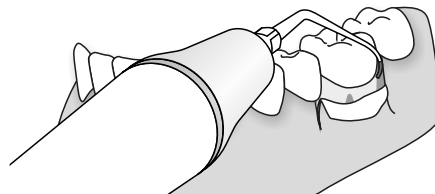
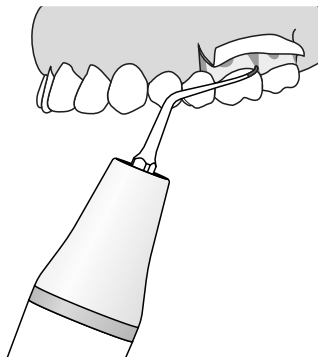
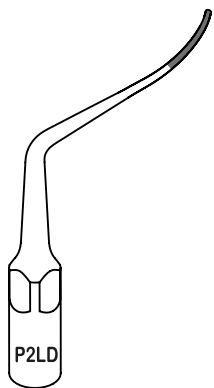


模式: P

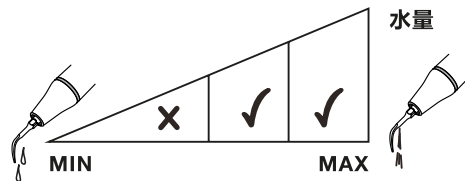
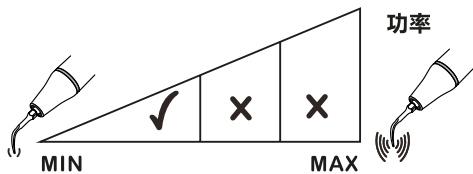


P2LD(PD2LD/PS2LD)

针尖向左并镀有金刚砂(40 μ m)，用于根面平整

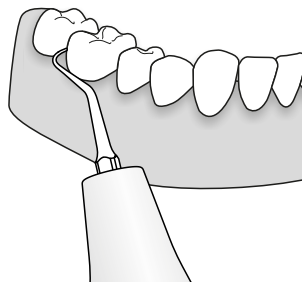
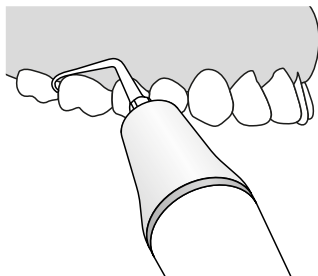
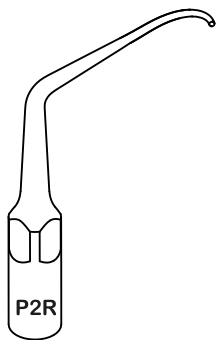


模式: P

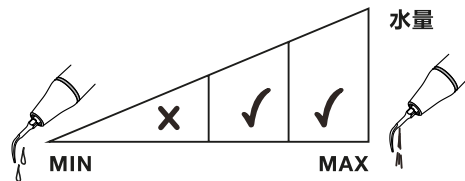
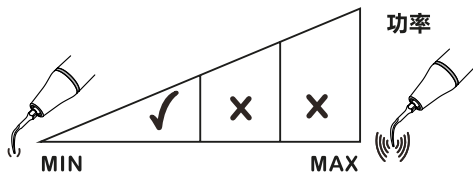


P2R(PD2R/PS2R)

针尖向右，用于牙齿分叉处以及相邻牙间狭窄缝隙的洁治

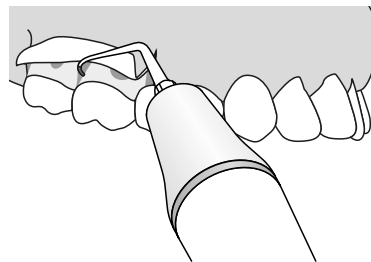
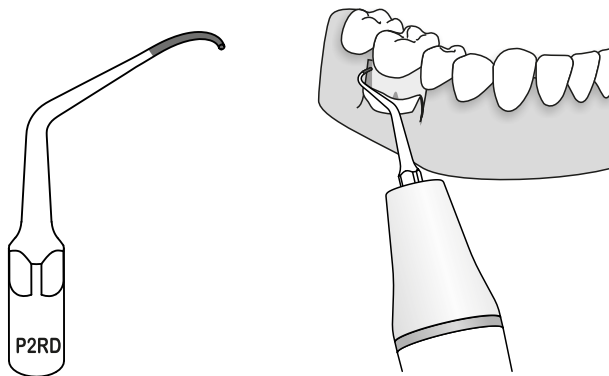


模式: P

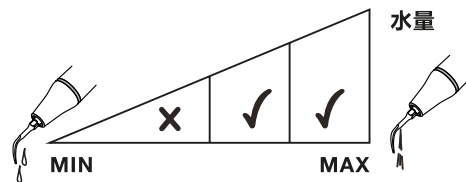
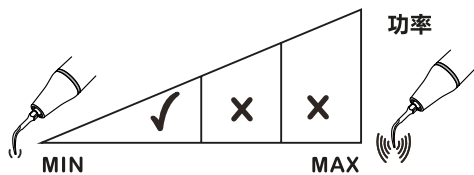


P2RD(PD2RD/PS2RD)

针尖向右并镀有金刚砂(40 μ m)，用于根面平整

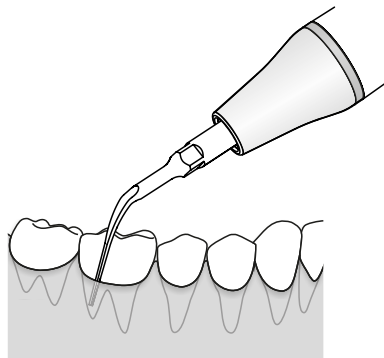
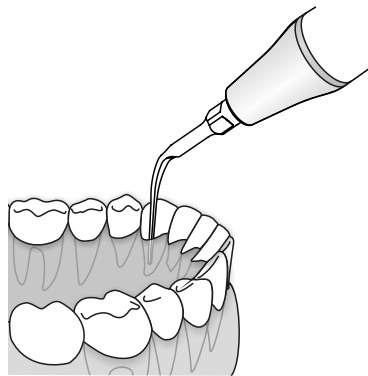
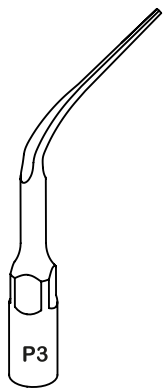


模式: P

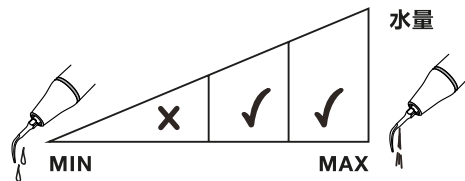
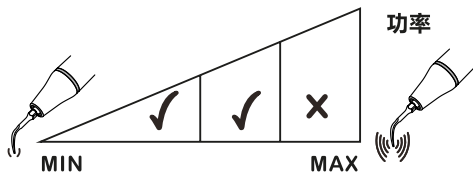


P3(PD3/PS3)

用于去除牙周袋深处结石，并对牙周袋深处进行冲洗

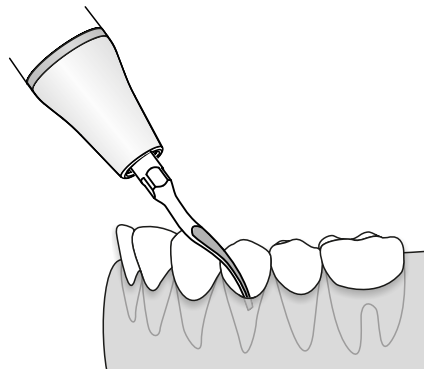


模式: P

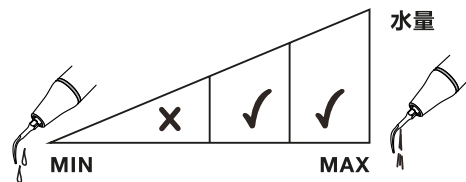
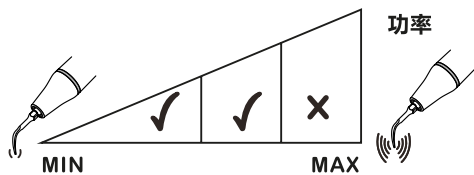


P3L(PD3L/PS3L)

针头左弯，用于龈下刮治

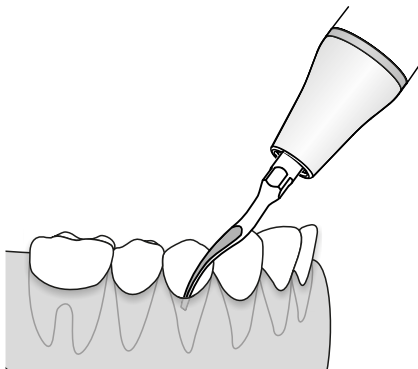


模式: P

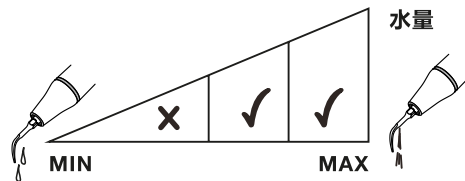
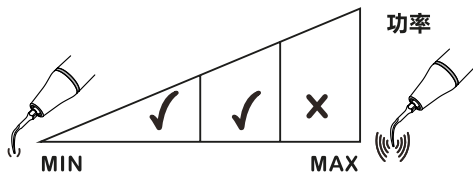


P3R(PD3R/PS3R)

针头右弯，用于龈下刮治

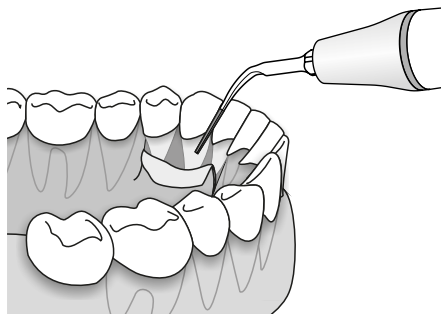
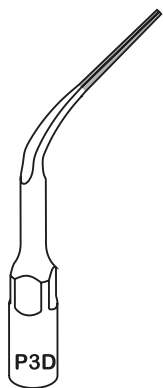


模式: P

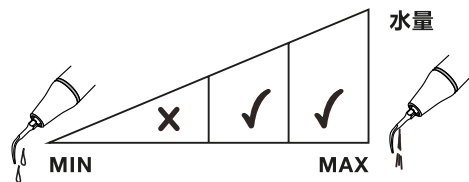
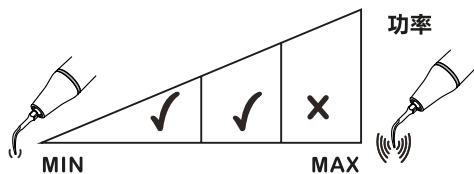


P3D(PD3D/PS3D)

针尖表面镀砂(40 μ m)，用于牙周翻瓣术后的根面平整，也适用于修复体边缘的平整以及牙根分叉处的扩张

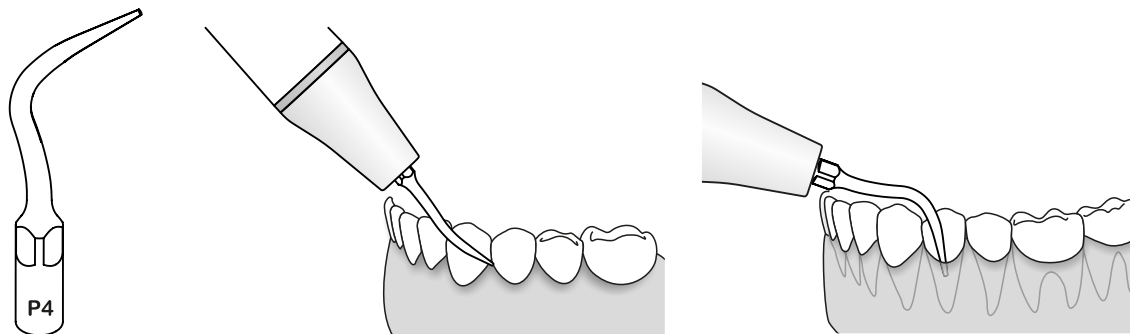


模式: P

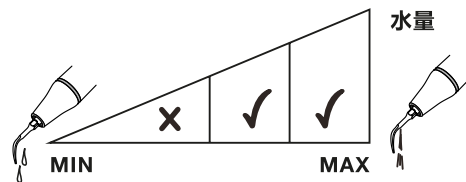
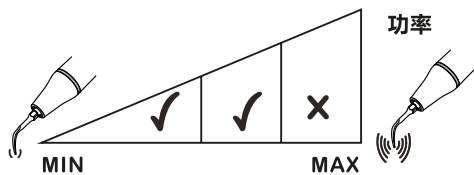


P4(PD4/PS4)

用于去除浅牙周袋结石，并对浅牙周袋进行冲洗

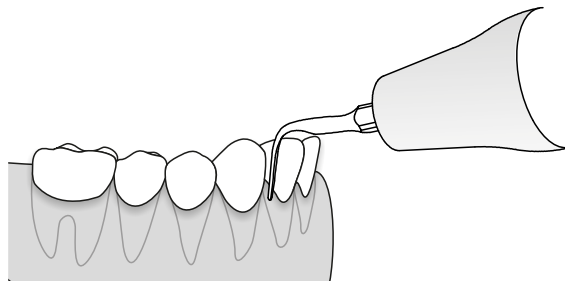
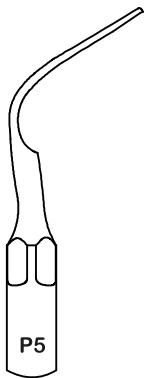


模式: P

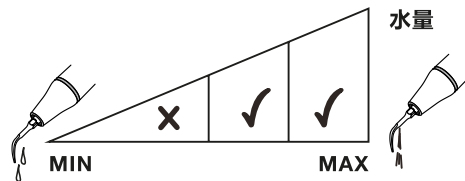
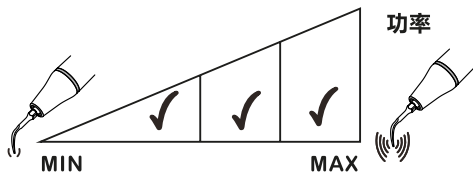


P5(PD5/PS5)

用于去除牙间隙以及龈缘牙颈部上的结石

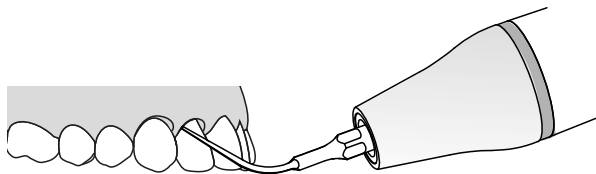
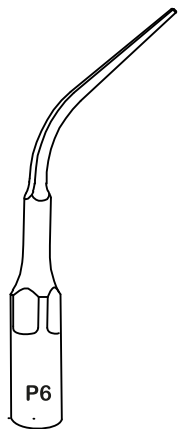


模式: P

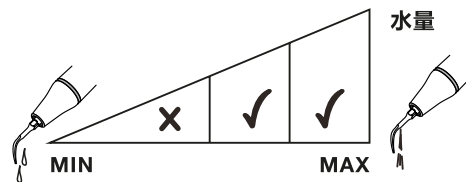
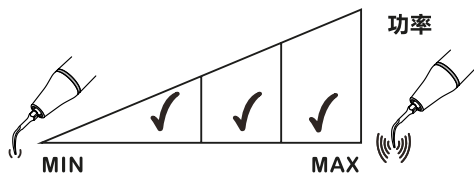


P6(PD6/PS6)

针头细长且锋利，用于对牙周袋深处的冲洗刮治

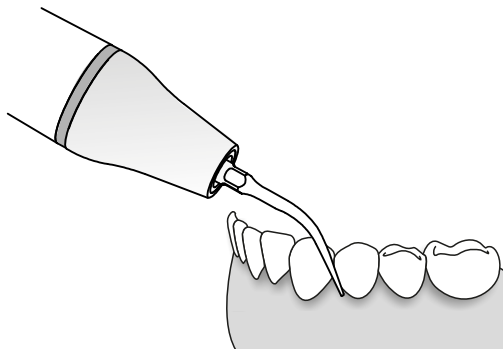
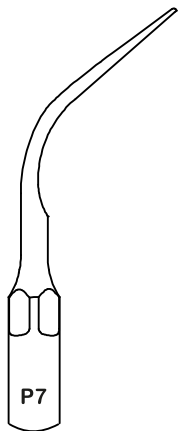


模式: P

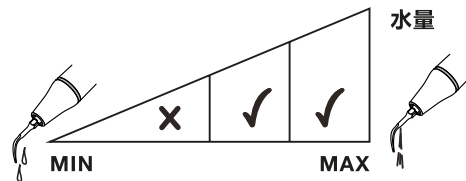
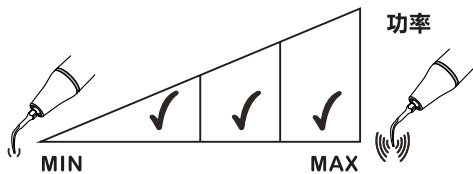


P7(PD7/PS7)

针头细长且锋利，用于对牙周袋深处的冲洗刮治

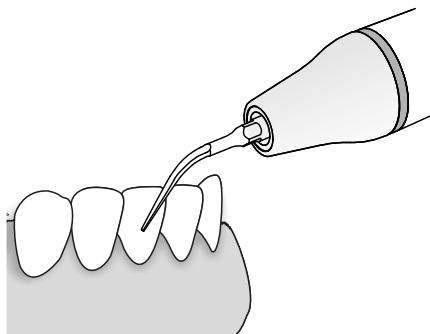
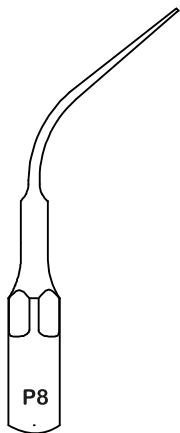


模式: P

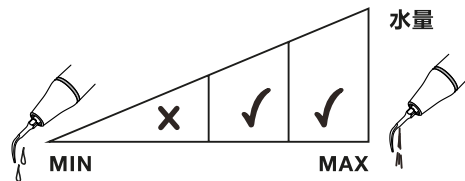
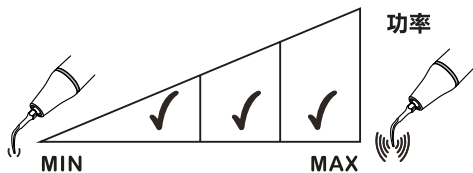


P8(PD8/PS8)

针头细长且锋利，用于对牙周袋深处的冲洗刮治

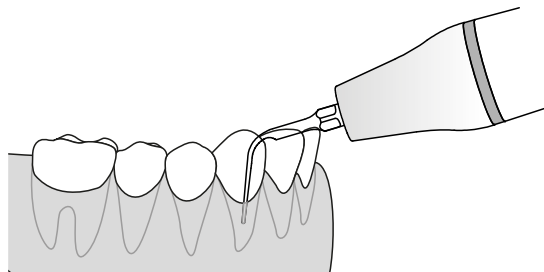
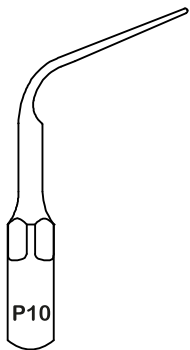


模式: P

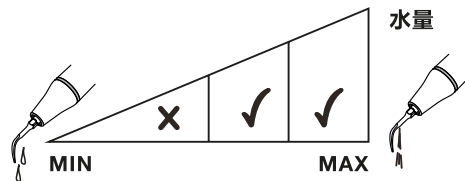
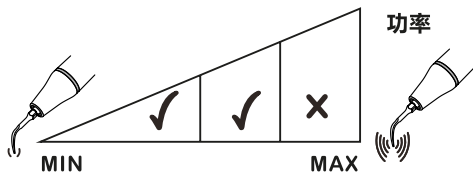


P10(PD10/PS10)

对龈下（牙周袋）进行刮治，去除牙结石

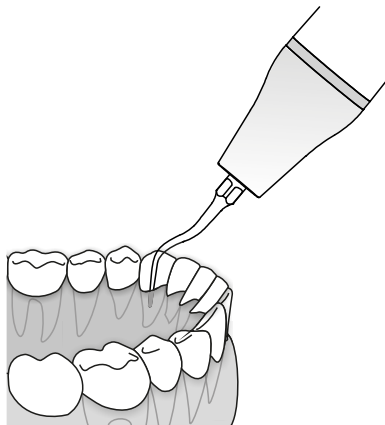


模式: P

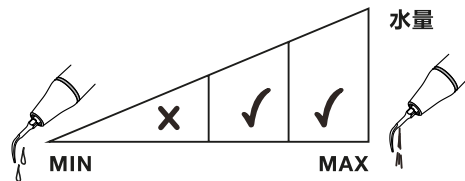
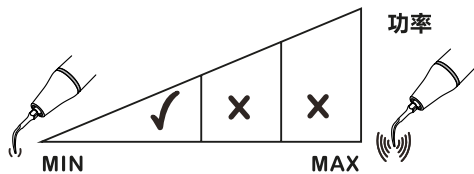


P11 (PD11/PS11)

对龈下较难去除的牙结石进行高效去除

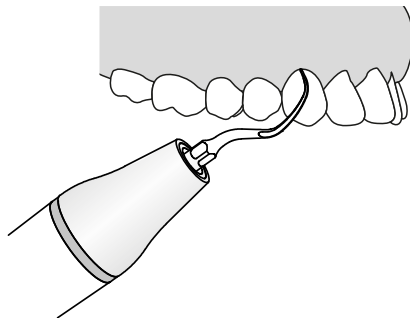


模式: P

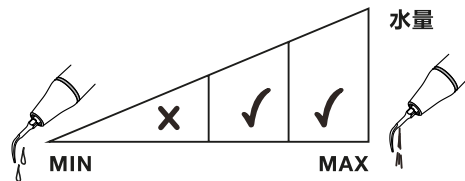
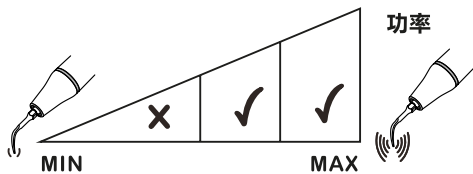


P12(PD12/PS12)

针尖刃边锋利且细薄，便于伸入后牙龈下对顽固牙结石进行刮治去除

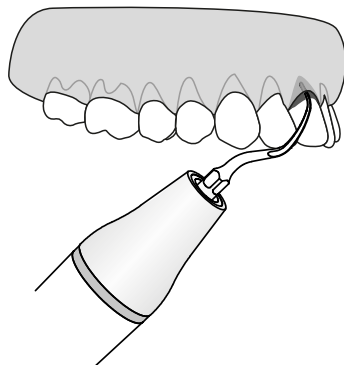
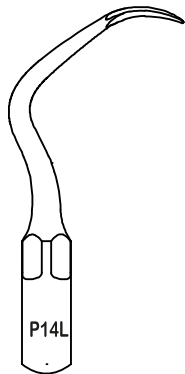


模式: P

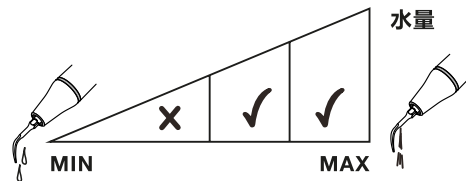
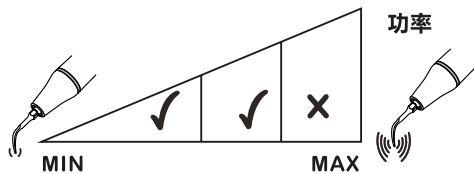


P14L(PD14L/PS14L)

针尖左弯，针尖刃边锋利且细薄，便于伸入后龈下对顽固牙结石进行刮治去除

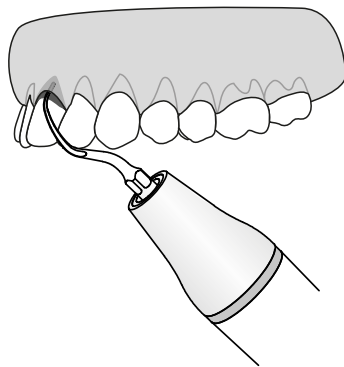
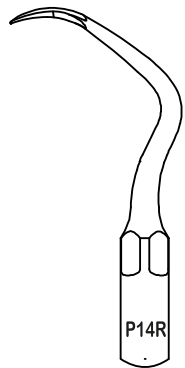


模式: P

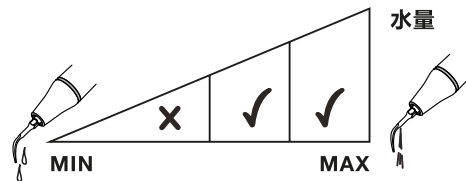
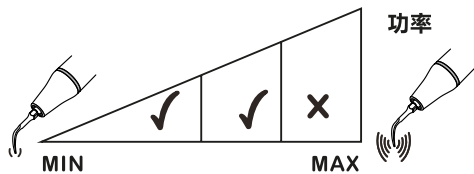


P14R(PD14R/PS14R)

针尖右弯，针尖刃边锋利且细薄，便于伸入后龈下对顽固牙结石进行刮治去除

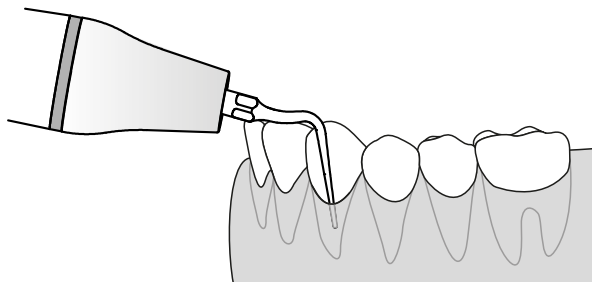
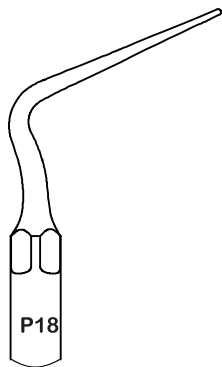


模式: P

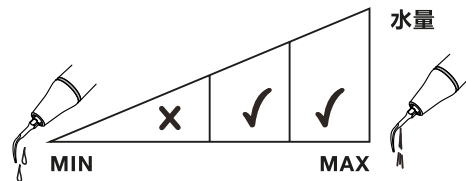
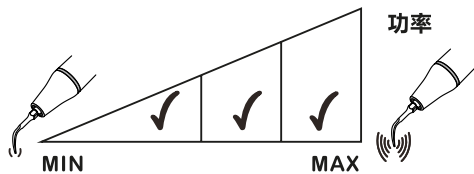


P18(PD18/PS18)

用于在龈下牙周深处对牙结石的探查，在龈下刮治后对龈下进行高效冲洗

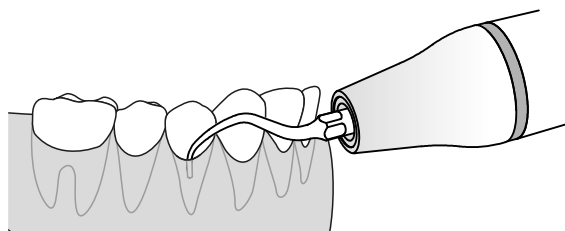


模式: P

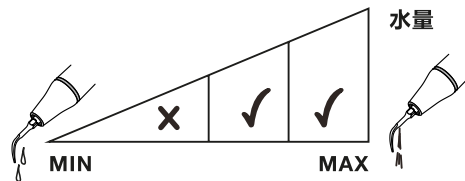
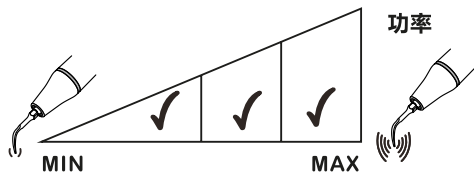


P20(PD20/PS20)

可用于牙间隙，牙颈部以及龈下3mm内的牙结石进行刮治去除

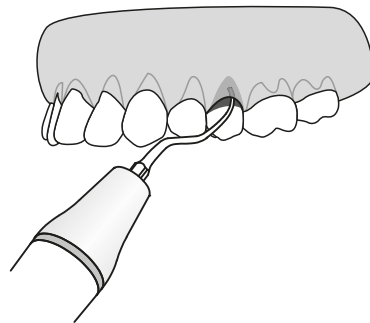
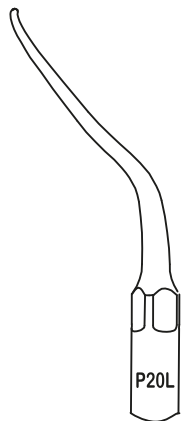


模式: P

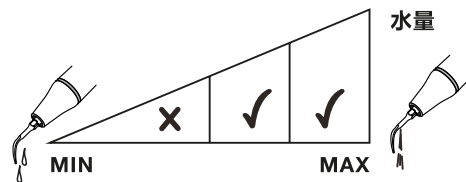
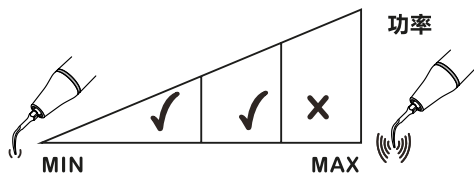


P20L(PD20L/PS20L)

针尖左弯，用于高效去除后牙龈下的顽固牙垢

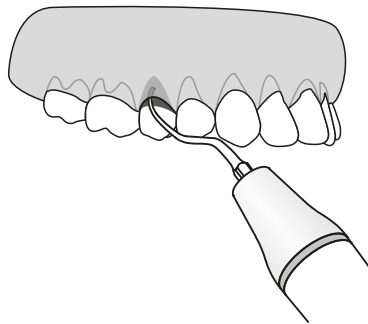
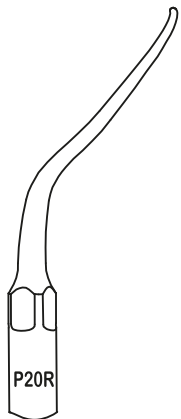


模式: P

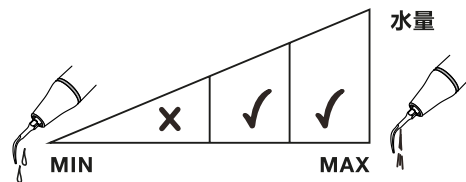
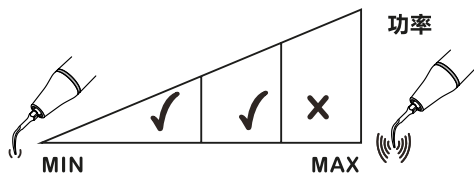


P20R(PD20R/PS20R)

针尖右弯，用于高效去除后牙龈下的顽固牙垢

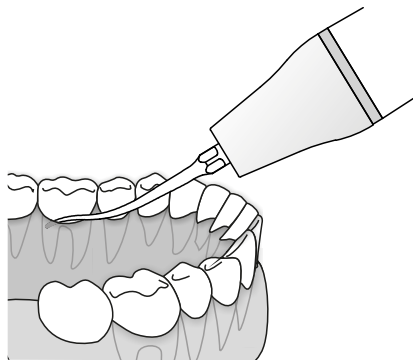


模式: P

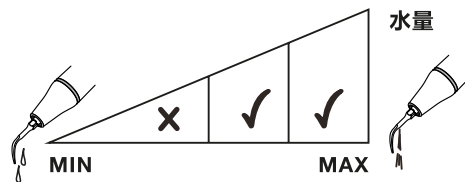
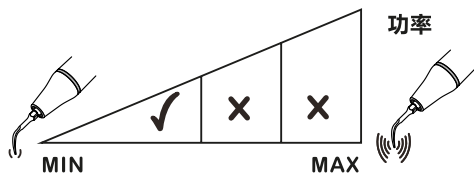


P21L(PD21L/PS21L)

针尖左弯，用于后牙牙根分叉区域的洁治以及相邻后牙间牙根面的刮治

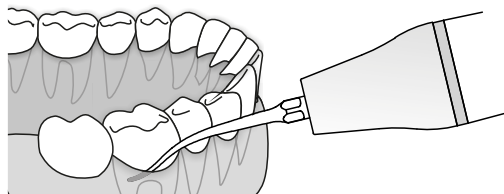


模式: P

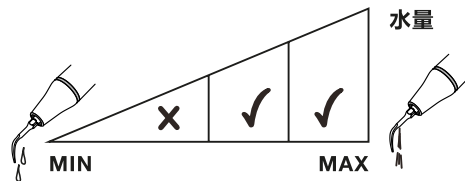
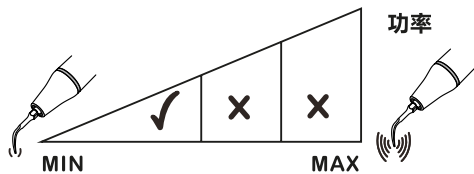


P21R(PD21R/PS21R)

针尖右弯，用于后牙牙根分叉区域的洁治以及相邻后牙间牙根面的刮治

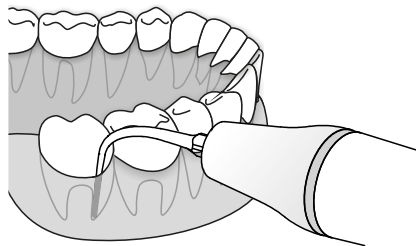
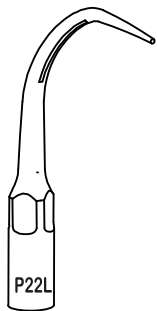


模式: P

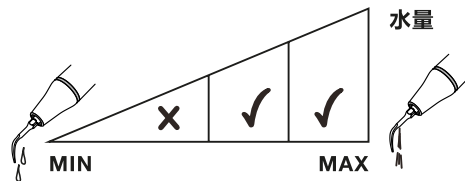
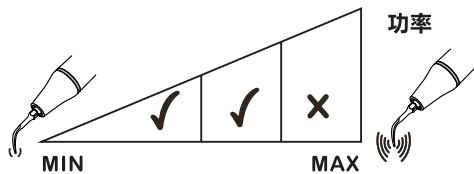


P22L(PD22L/PS22L)

针尖左弯，针尖12mm的长直段工作部分能保证龈下刮治时完全去除龈下结石和污渍

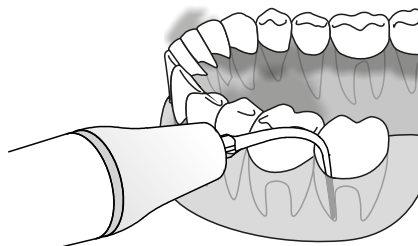
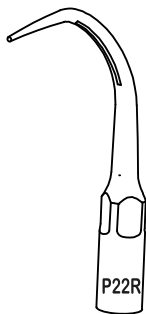


模式: P

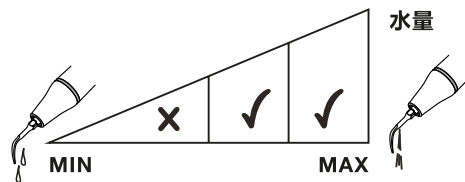
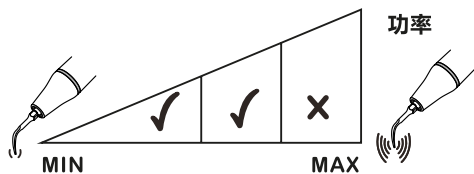


P22R(PD22R/PS22R)

针尖右弯，针尖12mm的长直段工作部分能保证龈下刮治时完全去除龈下结石和污渍



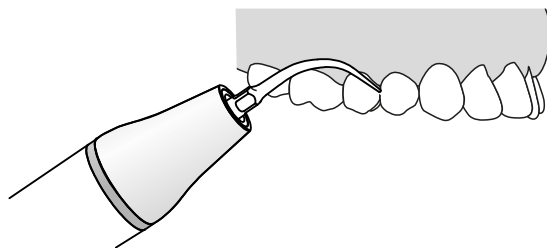
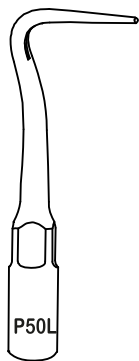
模式: P



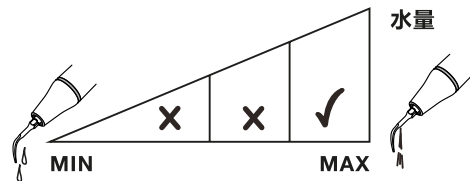
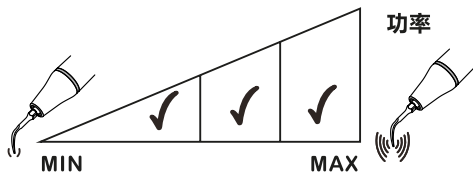
P50L

钛合金工作尖，用于龈下牙石探诊，龈下牙邻面刮治，根面平整。
针尖与牙长轴垂直，针尖2mm前后方向与牙面贴合，并上下进行移动刮治

★确保冷却水到达工作尖针尖



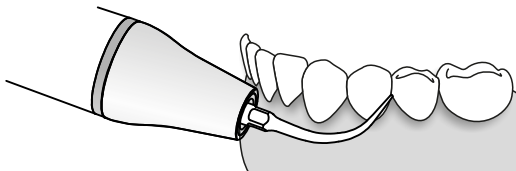
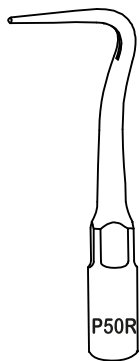
模式: P



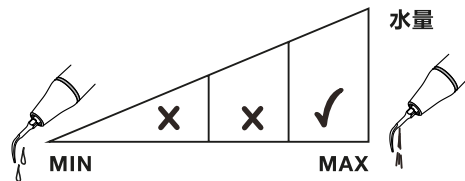
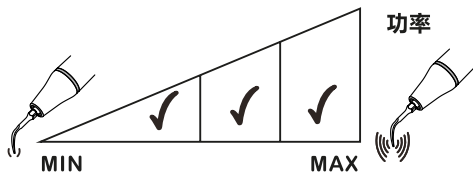
P50R

钛合金工作尖，用于龈下牙石探诊，龈下牙邻面刮治，根面平整。
针尖与牙长轴垂直，针尖2mm前后方向与牙面贴合，并上下进行移动刮治

★确保冷却水到达工作尖针尖



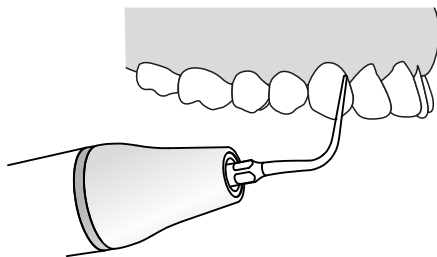
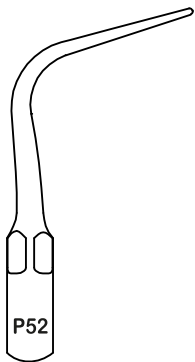
模式: P



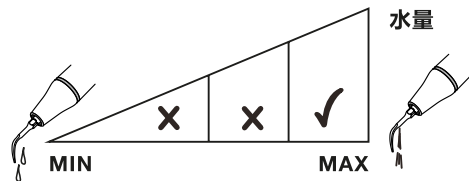
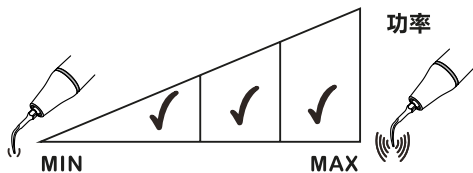
P52

钛合金工作尖，用于龈上唇（颊）面和舌（腭）面洁治。
针尖与牙长轴平行，针尖2mm左右方向与牙面贴合，并前后进行移动刮治

★确保冷却水到达工作尖针尖



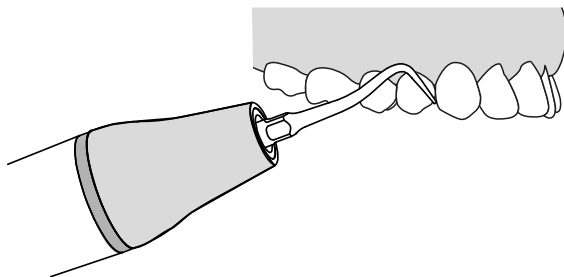
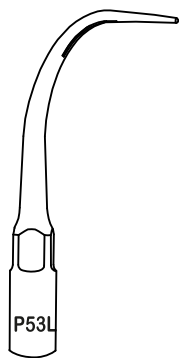
模式: P



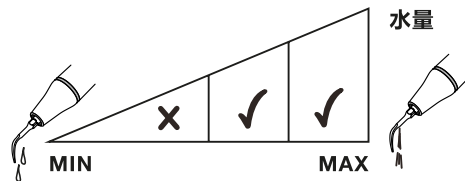
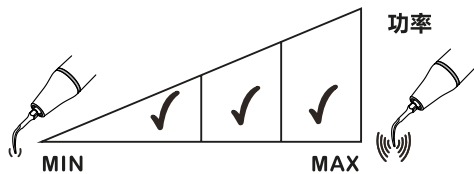
P53L

钛合金工作尖，用于龈下牙石探诊，龈下牙邻面刮治，根面平整。
针尖与牙长轴垂直，针尖2mm前后方向与牙面贴合，并上下进行移动刮治

★确保冷却水到达工作尖针尖



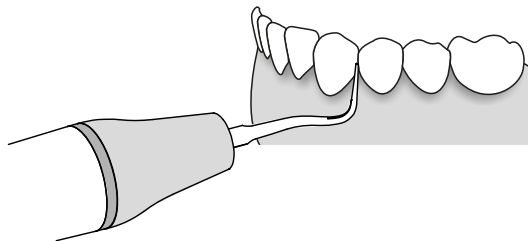
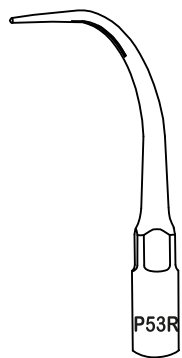
模式: P



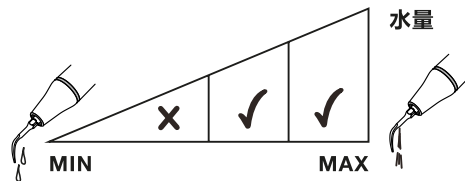
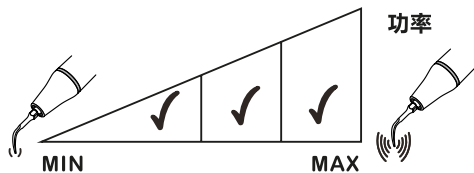
P53R

钛合金工作尖，用于龈下牙石探诊，龈下牙邻面刮治，根面平整。
针尖与牙长轴垂直，针尖2mm前后方向与牙面贴合，并上下进行移动刮治

★确保冷却水到达工作尖针尖



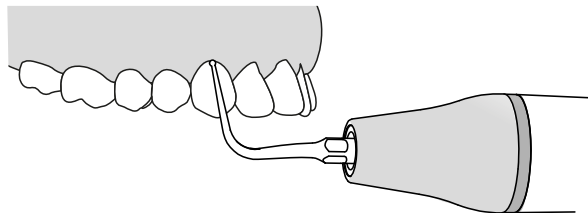
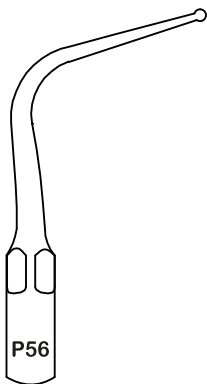
模式: P



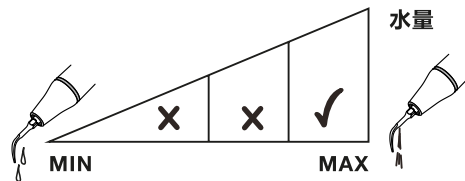
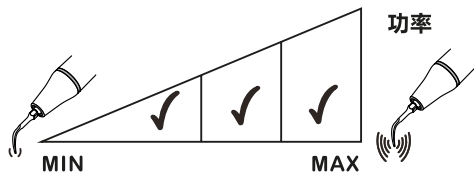
P56

钛合金工作尖，去除龈上唇（颊）面和舌（腭）面大块结石和牙斑。
针尖与牙长轴平行，针尖2mm左右方向与牙面贴合，并前后进行移动刮治

★确保冷却水到达工作尖针尖



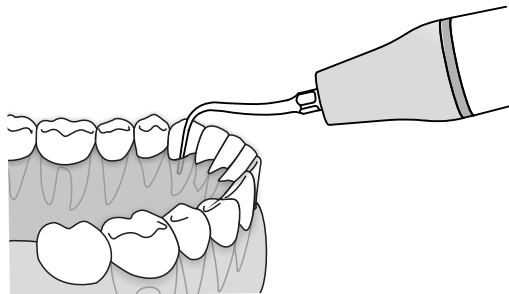

模式: P



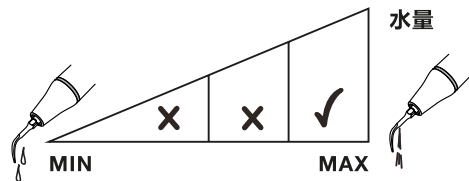
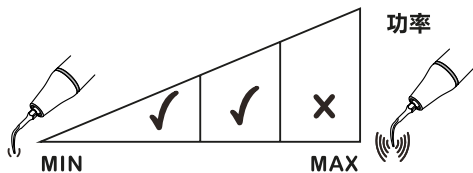
P59

钛合金工作尖，用于龈下牙石探诊，龈下唇（颊）面和舌（腭）面刮治。
针尖与牙长轴平行，针尖2mm左右方向与牙面贴合，并前后进行移动刮治。

★确保冷却水到达工作尖针尖



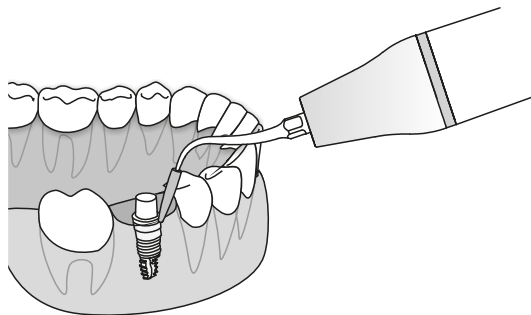
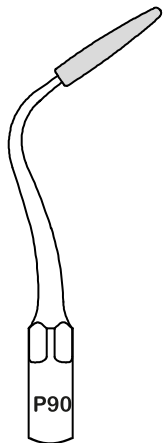
模式: P



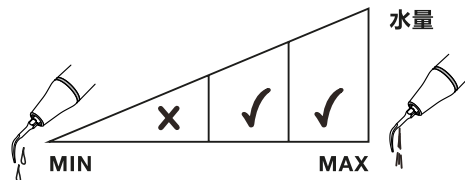
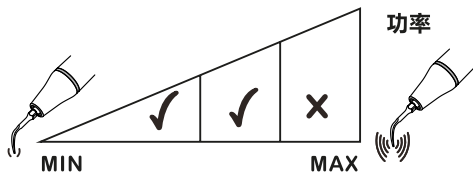
P90(PD90)

钛合金工作尖，清洁种植体和修复体
工作时必须保持水到达针尖，功率必须小于7档，否则容易导致塑料头断裂

★确保冷却水到达工作尖针尖

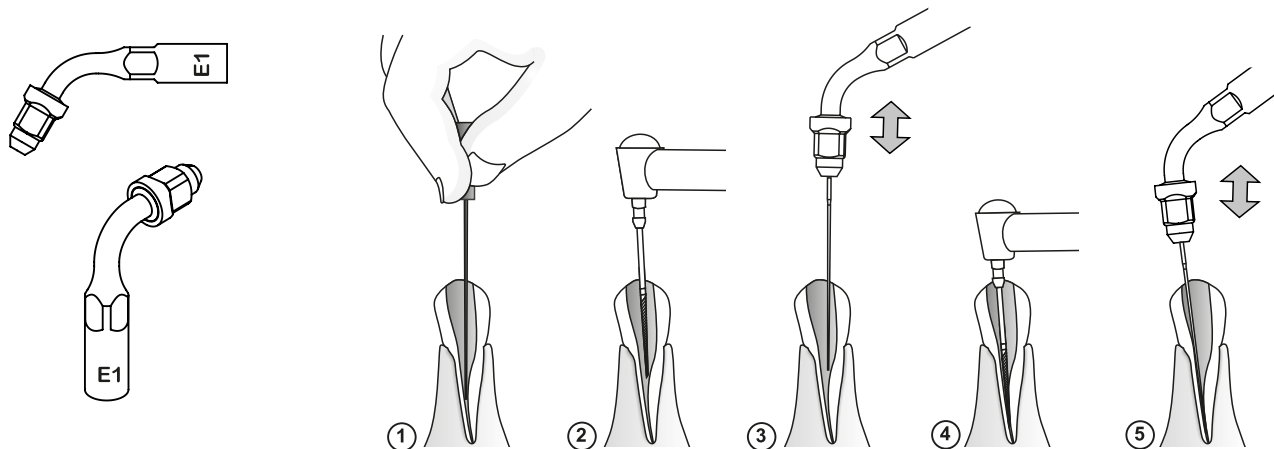


模式: P



E1(ED1/ES1)

120°根管转接器，用于夹持 $\Phi 0.7\text{mm}$ 或 $\Phi 0.8\text{mm}$ 的根管锉。
用于根管的清理及荡洗，常用于对前牙的操作

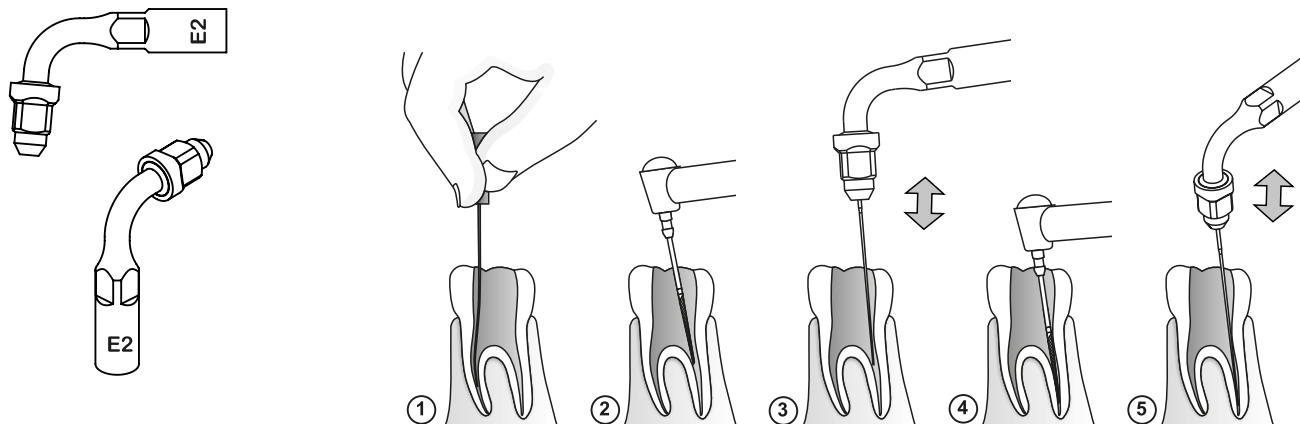


用根管扳手将根管转接器拧紧安装在手柄上，并用该扳手将根管锉夹持固定在转接器上，根管锉不可夹持过紧。在转接器没有安装根管锉或者器械时，请不要将转接器的螺帽拧紧，以免转接器损坏
请不要将 $\Phi 0.7\text{mm}$ 和 $\Phi 0.8\text{mm}$ 的根管锉混用：根管转接器在使用 $\Phi 0.7\text{mm}$ 的根管锉后，无法再安装 $\Phi 0.8\text{mm}$ 的根管锉进行正常使用



E2(ED2/ES2)

95°根管转接器，用于夹持 $\Phi 0.7\text{mm}$ 或 $\Phi 0.8\text{mm}$ 的根管锉
用于根管的清理及荡洗，常用于对磨牙的操作

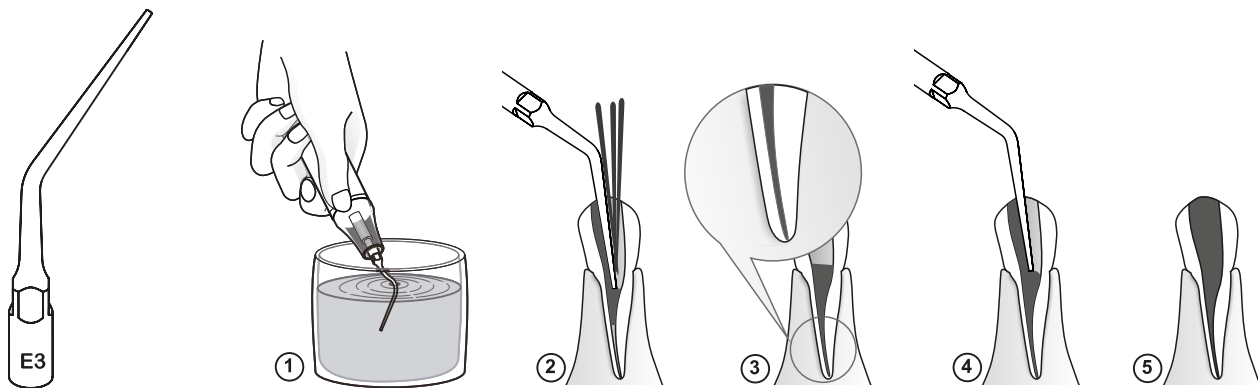


用根管扳手将根管转接器拧紧安装在手柄上，并用该扳手将根管锉夹持固定在转接器上，根管锉不可夹持过紧。在转接器没有安装根管锉或者器械时，请不要将转接器的螺帽拧紧，以免转接器损坏
请不要将 $\Phi 0.7\text{mm}$ 和 $\Phi 0.8\text{mm}$ 的根管锉混用：根管转接器在使用 $\Phi 0.7\text{mm}$ 的根管锉后，无法再安装 $\Phi 0.8\text{mm}$ 的根管锉进行正常使用

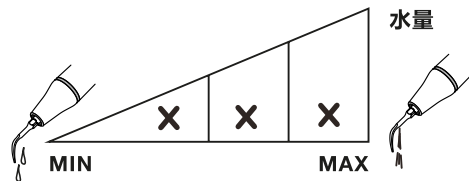
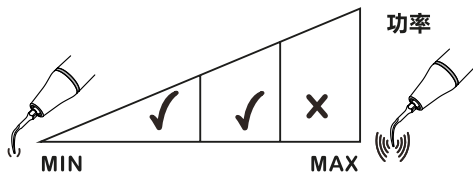


E3(ED3/ES3)

用于融化牙胶冷凝物。在将针头放入根管之前，请先浸泡在丁香酚中。将工作尖轻压接触根管中的牙胶，然后启动洁牙机工作使牙胶融化，直到根管填充完毕

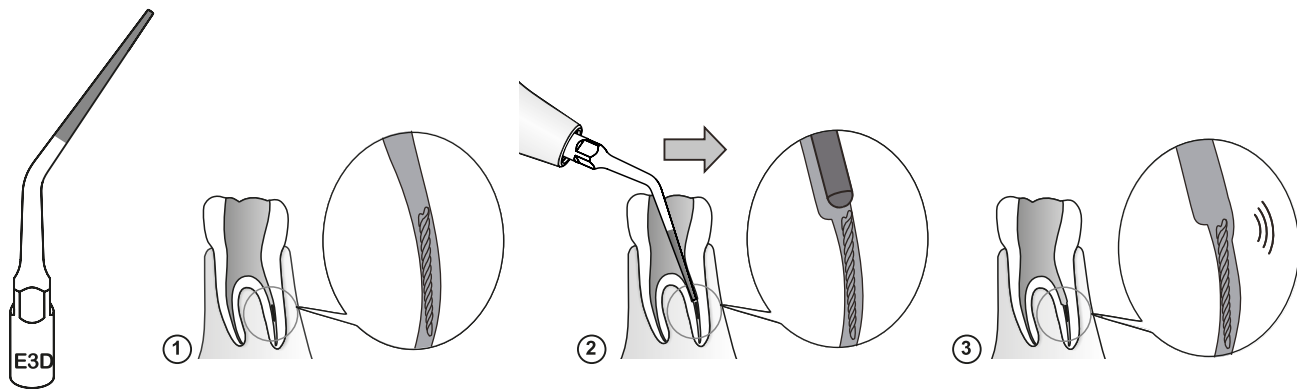


模式: E

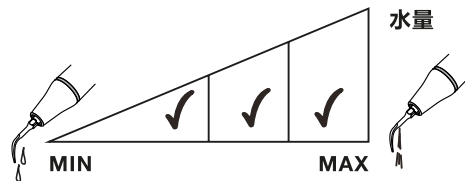
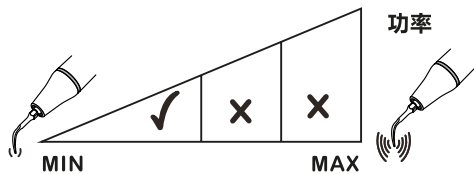


E3D(ED3D/ES3D)

针尖表面镀砂(40 μ m)，用于对断针所在的根管壁进行扩大，便于取出断针。
在对根管壁进行扩大时注意不要让工作尖接触断针，以免把断针推得更深

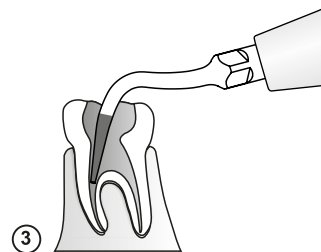
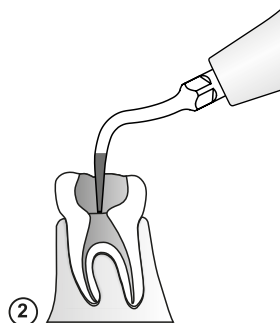
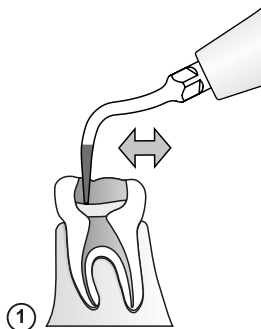
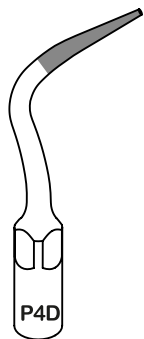


模式: E

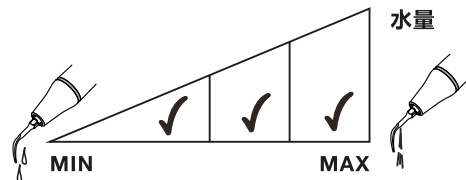
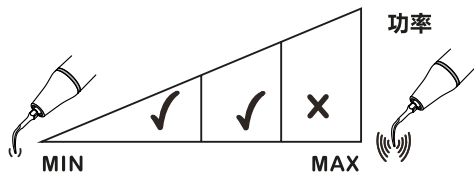


P4D(PD4D/PS4D)

针尖表面镀砂(40 μm)，用于确定根管位置以及去除根管系统中冠部1/3处钙化物。去除钙化物时不要施加太大压力，以免损伤根管系统

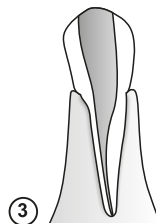
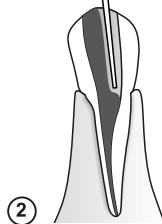
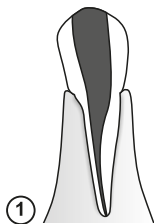
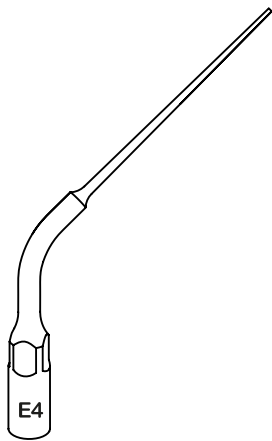


模式: E

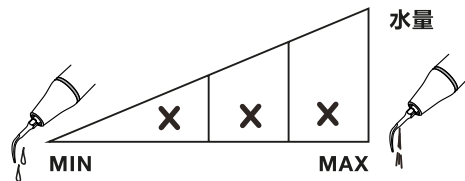
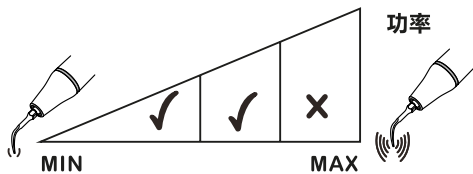


E4(ED4/ES4)

用于根管再治疗手术中去除根管填充物等异物，针尖细长部分长度为22mm

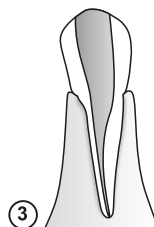
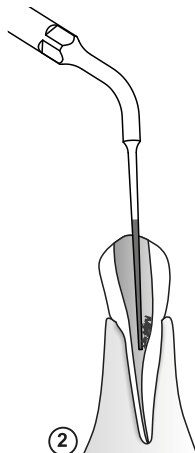
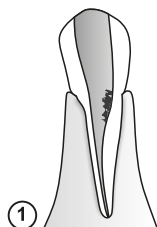
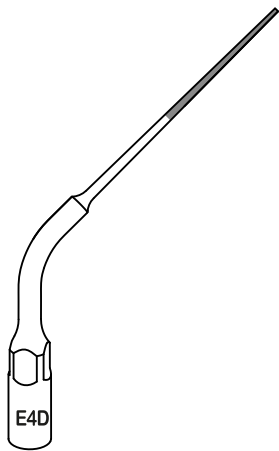


模式: E

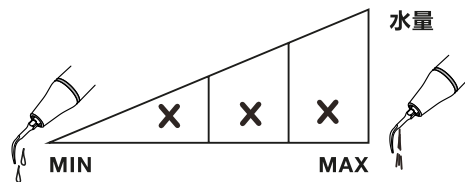
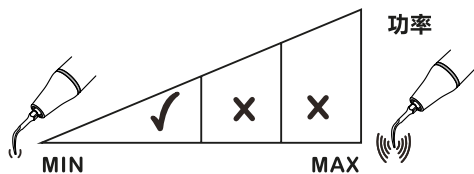


E4D(ED4D/ES4D)

针尖表面镀砂(40 μ m), 用于根管再治疗手术中去除根管内的顽固物质, 针尖镀砂部分长度为15mm

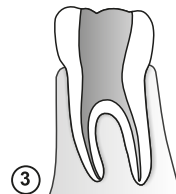
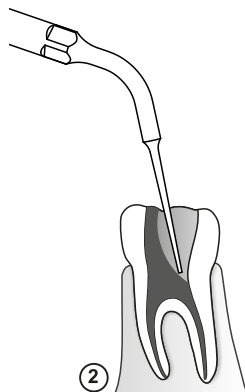
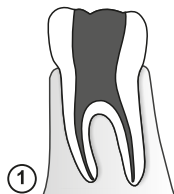
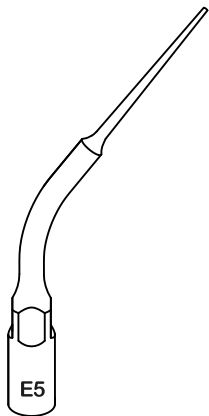


模式: E

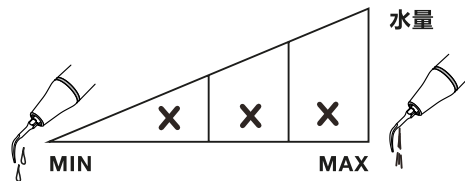
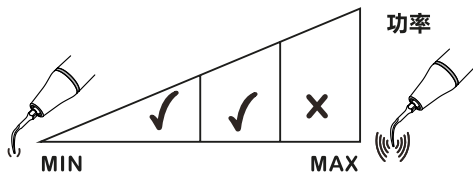


E5(ED5/ES5)

用于根管再治疗手术中去除根管填充物等异物，针尖细长部分长度为16mm

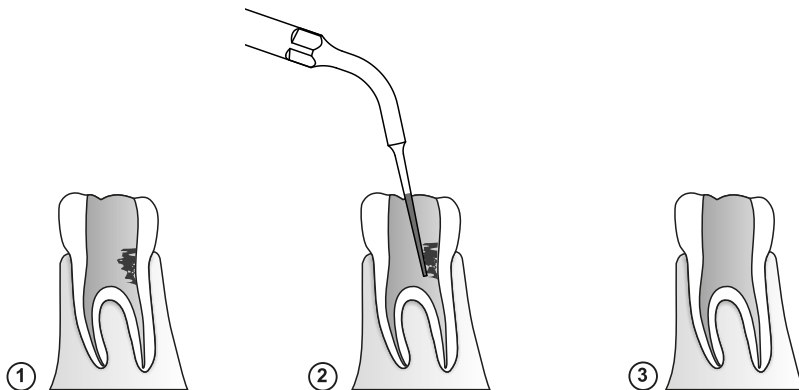
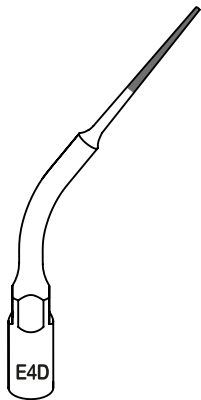


模式: E

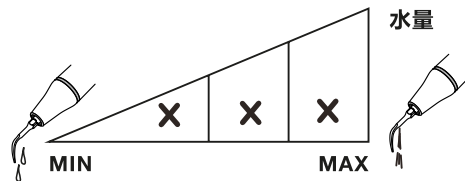
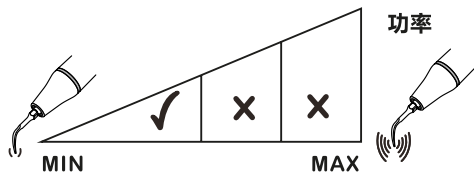


E5D(ED5D/ES5D)

针尖表面镀砂(40 μ m)，用于根管再治疗手术中去除根管内的顽固物质，
针尖镀砂部分长度为10mm

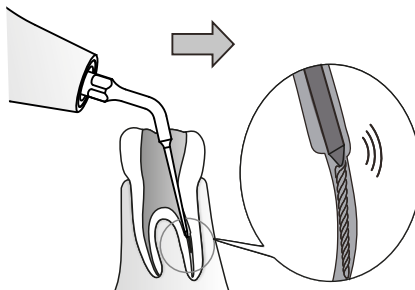
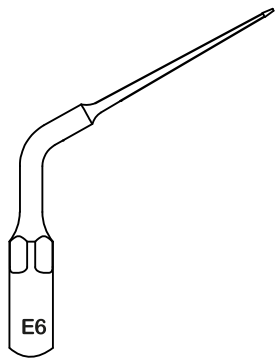


模式: E

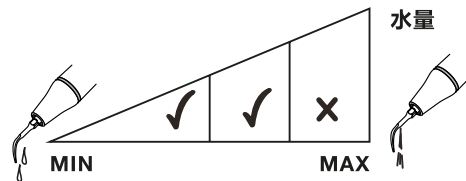
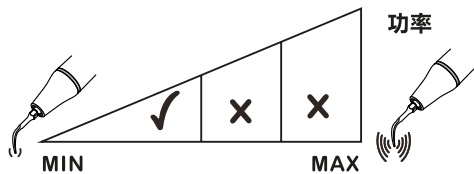


E6(ED6/ES6)

钛合金工作尖，针尖及其纤细、柔韧，对超声有良好的传导性。用于对根管深部异物取出（在弯曲根管的治疗前可对工作尖针尖进行预弯成型）

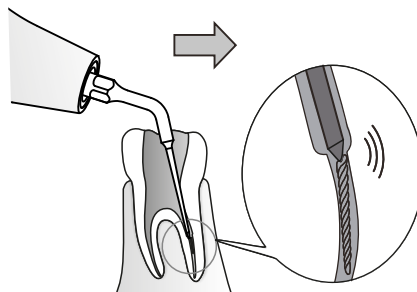
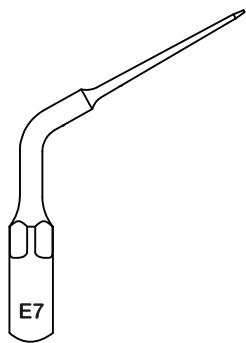


模式: E

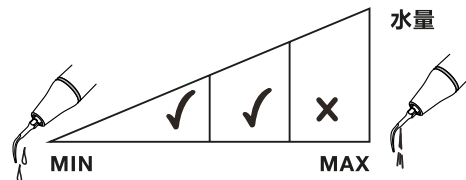
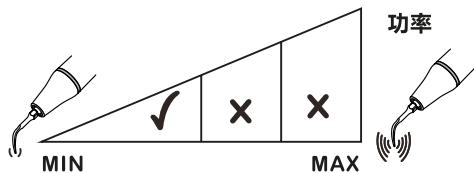


E7(ED7/ES7)

钛合金工作尖，针尖及其纤细、柔韧，对超声有良好的传导性。用于对根管上1/3异物取出（在弯曲根管的治疗前可对工作尖针尖进行预弯成型）

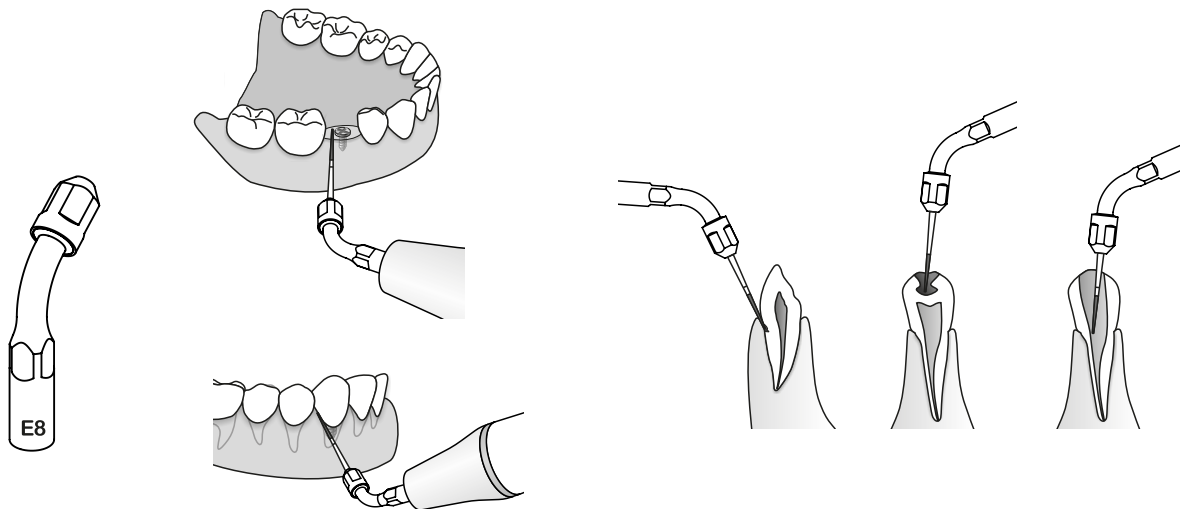


模式: E

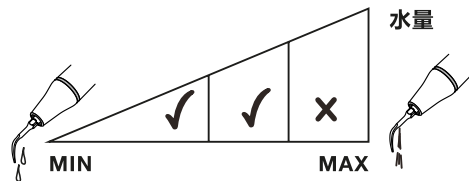
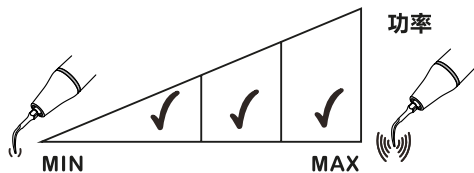


E8(ED8/ES8/EK8)

用于夹持不同类型的车针实现对牙齿的各种治疗。常用于对前牙的操作
可夹持特殊材料的车针实现对种植牙的洁治

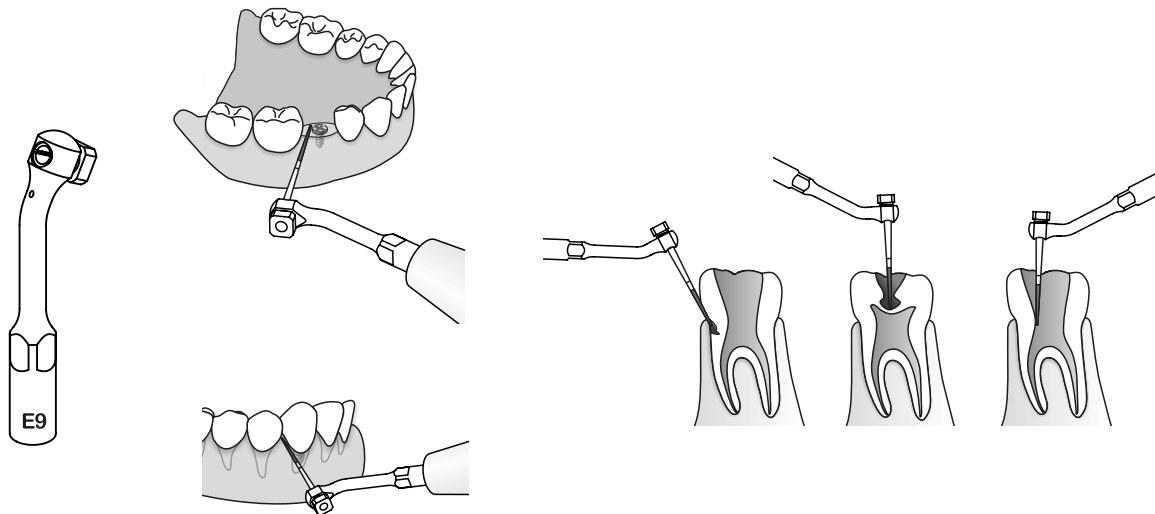


模式: E

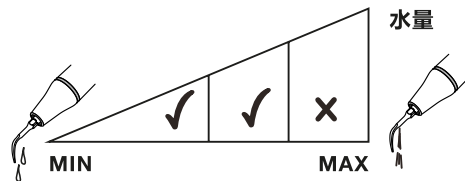
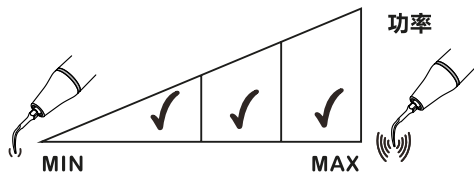


E9(ED9/ES9)

用于夹持不同类型的车针实现对牙齿的各种治疗。常用于对前磨牙的操作
可夹持特殊材料的车针实现对种植牙的洁治

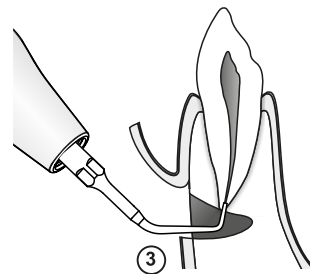
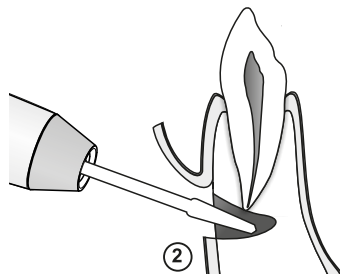
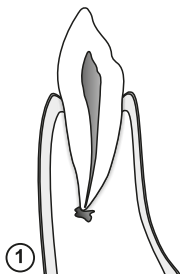
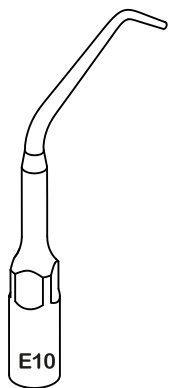


模式: E

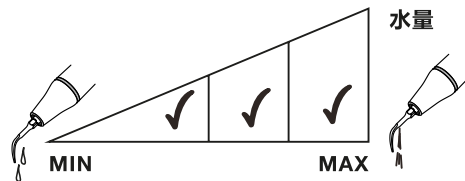
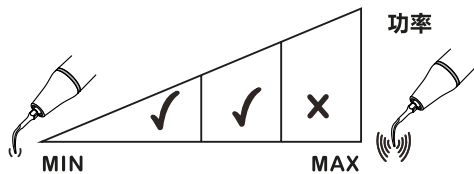


E10(ED10/ES10)

在根管倒退治疗手术中，对根管壁进行磨光，针尖光滑部分长度为4.5mm

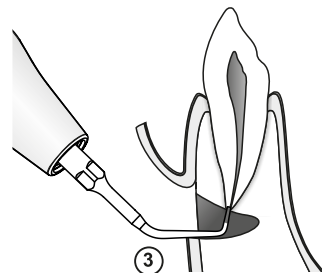
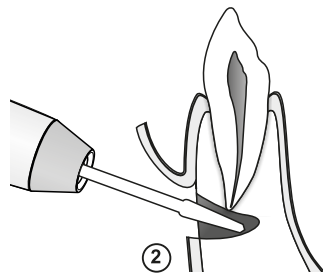
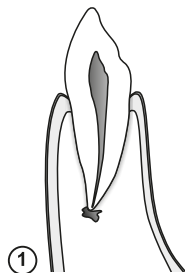
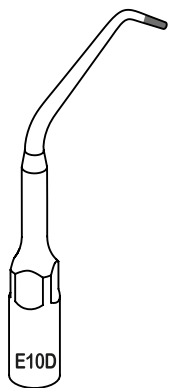


模式: E



E10D(ED10D/ES10D)

针尖表面镀砂(40 μ m)，用于根管倒退治疗手术，进行高效根尖修整，针尖镀砂部分长度为3.3mm



模式: E

